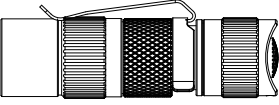
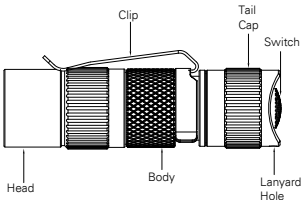


Olympia AD180 Cree XPG LED Flashlight User Guide



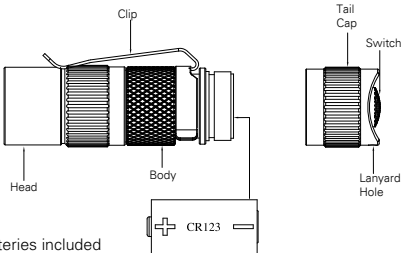
Congratulations on your purchase of the **Olympia AD180 Cree XPG LED** high-performance flashlight. This product is designed to provide you with the best possible functionality. The AD180 utilizes Cree® LED technology that is geared for optimum brightness and efficiency. It's constructed in aircraft-grade aluminum with premium Type II hard anodized, anti-abrasive finish. The lightweight, compact design makes it a functional light for multiple uses including hunting, hiking, camping, caving, general household use, recreational activities, rugged sports or emergency situations. Please take a few moments to read this user guide to ensure that you get the best performance and years of trouble-free service.

Product Description



Battery Installation

1. Unscrew the tail switch cap and insert 1xCR123 (NiMH) rechargeable *batteries. The (+) terminal on the batteries should face toward the flashlight's head.
2. Replace the tail switch cap and be sure to tighten snugly, but do not over tighten as this could strip the threads in the cap. Turn on the flashlight as indicated in any of the options listed in the table that follows. **Note: If the tail cap is not tightened snugly; the flashlight will not turn on.**
3. When the battery life is nearly depleted, your flashlight will blink to indicate new batteries are needed.



*batteries included

Flashlight Operation

Your **Olympia AD180 Cree XPG LED** high-performance flashlight has a push-button tail switch for on/off operation and is equipped with 1) Momentary and 2) Continuous light options. It also has 5 light modes to suit your varied needs. See table instructions to access these functionalities:

Lighting Operation Modes

Momentary-on Lighting	Press the push-button tail switch half-way to activate the light momentarily.
	Press the tail switch push-button to completely turn on the flashlight.
Continuous Lighting	The light will stay on until the push-button is turned off.
	There are five types of light output: High→Middle→Low→Strobe→SOS
Lighting Modes	Press the tail push-button to switch to each mode

Accessing the 5 Lighting Modes

High Beam	Press the push-button tail switch once
Mid Beam	Press the push-button tail switch twice
Low Beam	Press the push-button tail switch 3 times
Strobe	Press the push-button tail switch 4 times
SOS	Press the push-button tail switch 5 times

Memory function

Your **Olympia AD180 Cree XPG LED** flashlight automatically memorizes the last light setting/ mode used when the flashlight next is turned on. i.e., after being in any one of the five light settings (High→Middle→Low→Strobe→SOS) for 3 seconds, the last one used will be memorized.

Maintenance and Precautions

1. Do not disassemble the sealed head. Doing so can cause damage to the flashlight and will void the warranty.
2. Use high-quality batteries or you run the risk of the flashlight being damaged by electrolyte leakage or battery breakage.
3. If the flashlight will not be used for a long time, remove the batteries to avoid damage caused from battery leakage.
4. Lubricate the O-rings regularly using a Q-tip®. Apply a small dab of silicone grease or petroleum jelly to the contacts to prevent corrosion. Doing so will keep the flashlight properly sealed against water. If the O-rings are damaged after prolonged use, replace them.
5. Clean the flashlight contacts periodically especially if the light flickers or does not light up. There are different reasons for a flickering or non-working light:
 - A: The batteries may need to be replaced.
Solution: Replace old/defective batteries with new ones (be sure to double check correct installation of + and - terminals).
 - B: The threads, PCB board contact or other contacts are dirty.
Solution: Use a Q-tip® to apply a tiny amount of alcohol to clean the contact points.

If the above methods do not work, please refer to the warranty policy listed in this user guide.

Warning

The AD180 is a high-intensity lighting device and capable of causing eye damage. Please avoid shining the light directly into the eyes.

Product Specs

Mode	High	Middle	Low	Strobe Light
Output	180 Lumens	100 Lumens	20 Lumens	9Hz
Runtime	2 hrs.	4 hrs.	14 hrs.	-
Bulb	Cree XP-G LED with a lifespan of 50,000 hrs.			
Batteries	1xCR123 / works with (NiMH) rechargeable battery (included)			
Flashlight Dimensions	3.4" Lx0.98"D (85.5 mm x 25 mm)			
Working Voltage Range	1-4.2V			
Weight w/o batteries	1.8 ozs (51.9 g)			
Beam Distance	110 M			
Beam Intensity	3010 CD			
Waterproof	IPX-8 (up to 2M)			
Impact Resistance	1M			

Package includes

- 1 Olympia AD180 Cree XPG LED
- 1 Lanyard
- 1 Belt Clip
- 2 spare O-rings
- 1 spare rubber tail switch cover
- 1 CR123 (NiMH) rechargeable battery
- 1 User Guide

Limited Product Warranty

Coverage

Giant International Ltd. warrants this product against defects in materials and workmanship under normal use for 24 months from the date of purchase. Giant International Ltd., at its option, will at no charge repair or replace any flashlight that does not conform to this warranty. This warranty is valid only in the United States and Canada and extends to the first purchaser only and is not transferable.

Exclusions

This warranty does NOT cover accessories such as lanyards and holsters, defects or damage resulting from misuse, accident or neglect, improper operation or alteration, normal wear and tear, cosmetic or surface damage, or accessories on which serial numbers or date tags have been altered. DAMAGES OR DEFECTS RESULTING FROM SERVICE WORK PERFORMED BY SERVICE CENTERS NOT AUTHORIZED BY GIANT INTERNATIONAL LTD. ARE NOT COVERED.

Obtaining Service

To obtain warranty service, call 1-866-537-0384 or email us at support@giantintl.com in the USA and Canada. All flashlights must be shipped to a Giant International Ltd. Service Center freight and insurance prepaid by the consumer, and include dated proof of purchase, description of problem, and the consumer's address and telephone number.

General Conditions

REPAIR OR REPLACEMENT AS PROVIDED UNDER THIS EXPRESS WARRANTY IS THE EXCLUSIVE REMEDY OF THE CONSUMER. IMPLIED WARRANTIES, INCLUDING WITHOUT LIMITATION THE IMPLIED WARRANTIES OF MERCHANTABILITY AND FITNESS FOR A PARTICULAR PURPOSE, ARE GIVEN ONLY IF SPECIFICALLY REQUIRED BY APPLICABLE LAW. IN NO EVENT SHALL GIANT INTERNATIONAL LTD. BE LIABLE FOR DAMAGES IN EXCESS OF THE PURCHASE PRICE OF THE FLASHLIGHT, OR FOR ANY INDIRECT, INCIDENTAL, SPECIAL OR CONSEQUENTIAL DAMAGES ARISING OUT OF THE USE OR INABILITY TO USE THE PRODUCT, TO THE FULL EXTENT THESE DAMAGES MAY BE DISCLAIMED BY LAW. Some states and jurisdictions do not allow the limitation or exclusion of incidental or consequential damages, so the above limitations or exclusions may not apply to you. This warranty gives you specific legal rights, and you may also have other rights that vary from state to state or from one jurisdiction to another.

Giant International Ltd.

3495 Piedmont Rd. NE
Bldg. Ten, Ste. 920
Atlanta GA 30305
USA
E-mail: support@giantintl.com
www.olympiaproducts.com
Telephone +1 (866) 537-0384

(c)2013 Giant International Limited. All rights reserved.
All registered trademarks and trade dress are the property of the respective owners.

